



PolyWorks®

v12

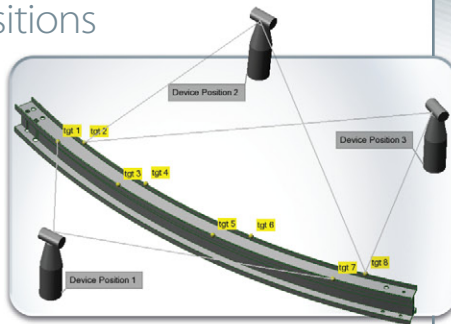
PolyWorks | Inspector Probing™

The rising star in the world of portable probing metrology software, from the market leader in industrial point cloud metrology



Most powerful management of multiple device positions

- Automatic matching of probed targets to align a repositioned device (no need to follow a specific order during measurement)
- Complete target analysis toolbox, including target measurement statistics, measured target deletion, and target reprobing
- Temperature compensation by specifying material and temperature, or by best-fitting targets
- Best-in-class real-time bundle adjustment for large volume metrology



Bundled with plug-ins for all major probing brands and technologies
All plug-ins included at no additional cost

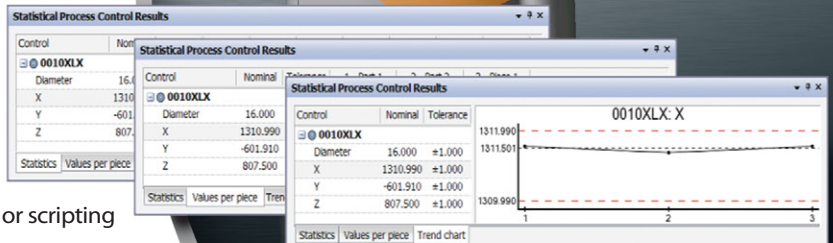
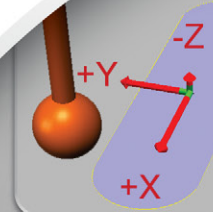
Most advanced toolset to define nominal geometry and controls

- Support for all commonly used CAD formats
- Import of features, controls, tolerances, and GD&T for CATIA v5, UG, Pro/E, and JT
- Definition of nominal features with one click on a CAD model
- Automatic matching of measured features to nominal features from a new CAD model revision

Total metrology solution for industrial manufacturing

- Self-learning, parametric, traceable, and updatable inspection projects
- Feature, surface point, boundary point, cross-section, profile, flush & gap, and airfoil gauge probing
- Embedded SmartGD&T™ technology
- Build/Inspect mode for measurement-driven assembly
- Integrated statistical process control (SPC)
- Fully customizable reports
- Integrated DirectReplay™ re-measurement technology to automatically measure a new piece without teaching or scripting

slot 1		
	Position	Distance
X	149.294	9.594
Y	32.438	7.038
Z	-2.406	-2.406
3D		12.139





Key features

- **Self-learning, parametric, traceable, and updatable** solution that automatically records the operator's intent and adapts to new measurement contexts
- **Universal platform** that supports arm-based and hand-held probing devices, photogrammetry-based devices, laser trackers, and manual CMMs
- **Total compatibility** with the PolyWorks/Inspector point cloud metrology platform
- **Best-in-class management of multiple device positions** with automatic probed target matching, target analysis toolbox, bundle adjustment, and temperature compensation
- **Powerful set of data-to-CAD alignment techniques** that include techniques based on probed features, probed reference points, probed surface points, surface and cross-sectional best-fit, and more
- **Multiple coordinate systems and a complete alignment history**
- **Widest range of comparison and measurement tools** on the market for a complete analysis of surface, boundary, and cross-sectional deviations, feature dimensions and GD&T controls, in addition to flush and gap, profile radius, airfoil dimensions, clearance, thickness, and more
- **Build/Inspect mode** for measurement-driven assembly that offers 3D or X, Y, Z tolerancing on individual objects, visual and audio guidance, auto-detect and specific object-building modes, and more
- **Integrated Statistical Process Control (SPC)** methodology
- **Embedded SmartGD&T™ technology** from Multi Metrics
- **Extended report capabilities** including customizable report layouts, automatic report generation, and export to Adobe PDF
- **Integrated DirectReplay™ remeasurement technology** to automatically measure a new piece without teaching or scripting
- **User-friendly macro-programming language** for advanced process customization
- **Xtreme graphical user interface** that offers fully customizable menus and toolbars, ideal for corporate-wide deployment
- **Free PolyWorks/IMView™ viewer** that maximizes corporate-wide information sharing among users, managers, and suppliers

Included with each license

- One year of technical support from highly skilled Application Specialists with optional annual renewals
- Access to InnovMetric's on-line technical support zone
- Access to a comprehensive network of partners that provide PolyWorks service work, like macro development and interface customization

Probing devices supported

Arms

Faro
Hexagon (Romer, Cimcore)
Nikon Metrology

Laser trackers

API
Faro
Hexagon (Leica)

Optical trackers/ Photogrammetry

Aicon
Creaform
Metronor
NDI
Nikon Metrology

Theodolites

TDRA6000

Manual CMMs

Deva
I++
MZ1060 (Zeiss)
Renishaw

Supported languages

English
Japanese
German
French
Chinese (simplified & traditional)
Spanish
Portuguese
Italian
Russian
Czech

CAD formats supported

IGES
STEP
CATIA V4 and V5
UG
Pro/E
JT
Parasolid
SAT
Inventor
SolidWorks
VDA-FS

System requirements

Windows 64-bit or 32-bit Edition (7/Vista/XP)
Dual-core processor or two processors
2 GB of RAM or more
2 GB of free disk space and 2 GB of swap space
OpenGL graphics board (NVIDIA is recommended)
3-button mouse or 2-button with wheel

